

The professional line of car washing plants



Professional car washing from the high-pressure experts

Kärcher's range of car washes meets a wide variety of customer and operator requirements, from an entry-level model to the innovative, touchless high-pressure wash. Whether you choose brushes or high pressure, Kärcher's know-how and expertise in cleaning equipment are your guarantee for quality and efficiency in operation.



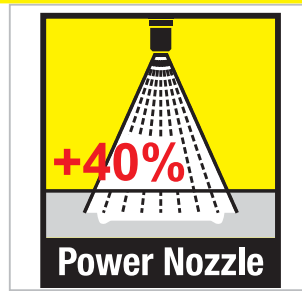
Check here for more information:

Full range and areas of application	Pages 4 - 5	Water reclamation system	Page 12
CWP 2000 – the entry-level model	Pages 6 - 7	Cleaning agents for car washes	Page 13
CWP 8000 – combination high pressure and brush wash	Pages 8 - 9	Wash card readers	Page 14
CHH 8000 – the touchless high-pressure wash	Pages 10 - 11	Complete car care centre	Page 15



Paintwork-protecting high pressure

No other process currently available cleans cars as gently as the high-pressure wash. Put your trust in the cleaning power of up to 80 bar.



Kärcher power nozzles

The Kärcher power nozzles guarantee a higher impact pressure and 40% greater efficiency.



High-pressure foam

To generate foam, cleaning agent is enriched with air and sprayed onto the bodywork at high pressure. This rich high-pressure foam has very good adhesive properties and enhances the wash quality.



Simple brush replacement

Brush contact pressure is controlled via the software. The brush material (PE brushes or Carlite strips) can be changed simply and quickly without the need for major technical modifications.



High-pressure wheel washing brush

In the high-pressure wheel wash, dirt is simply flushed away at up to 60 bar. This is followed by thorough cleaning with dish brushes which rotate alternately in both directions.



Flexible control system

Washing programs can be chosen to suit the season of the year. This increases flexibility and saves time as well as costs for modifications.



Always nearby

Kärcher's worldwide service network of 36,000 sales outlets offers its customers excellent service support and availability. That means reduced down times for service and maintenance and shorter distances for replacement parts and accessories.

Kärcher gantry car washes at a glance

CWP 2000 gantry wash



Our basic model is particularly suitable for car dealers and service workshops. It meets all basic cleaning needs and is very economical in operation.

→ Pages 6 – 7

CWP 8000 gantry wash



Made for the most discerning professional users such as wash centres and car dealers, this unit offers car washes of the highest quality, including a powerful high-pressure prewash and the gentle but thorough brush wash.

→ Pages 8 – 9

CHH 8000 touchless high-pressure wash



Paintwork-protecting high-pressure wash, touchless without brushes. This innovation in the field of car washing uses Kärcher's patented power nozzles and three-dimensional, contour-hugging high-pressure beams.

→ Pages 10 – 11

Water treatment



With a Kärcher recycling plant you can profit by reducing your fresh water consumption and protect our valuable natural resources at the same time.

→ Page 12

Cleaning agents for car washes



Kärcher's range of cleaning agents for car washes covers all requirements – from insect removal to wheel cleaning.

→ Page 13

A range of washes to meet all requirements

The decision as to what plant to choose depends largely on the type of use and customer requirements. The CWP 2000 is designed mainly for those entering the car washing business, while the CWP 8000 and the CHH 8000 are intended for car dealers and professional car wash operators. The main considerations are paintwork-protecting cleaning performance, optimum drying quality and reliability.



CWP 2000
basic/comfort



CWP 8000
basic/comfort



CHH 8000 Optiwash

Programs			
Foam prewash	Standard	Standard	Standard
Hot foam prewash	No	No/Standard	Standard
Rinsing	Standard	Standard	Standard
Rinse with finisher	Standard	Standard	Standard
Hot wax arch	No	No/Standard	Standard
Osmosis rinse	No	Optional	Optional
Features			
Positioning	Traffic light	Traffic light	Traffic light combined with wheel trough
Dryer, sides	Standard	Standard	Standard
Dryer, roof, contour controlled	Standard	Standard	Standard
Wheel wash	Standard	Standard	Standard
	Disc brush, external water feed	Disc brush, internal water feed, alternate direction of rotation, on comfort version, up to 60 bar	Touchless, high-pressure nozzles up to 60 bar optional wheel wash
High-pressure contour wash	No/Standard at up to 60 bar, roof contour controlled, sides fixed, each with two oscillating HP nozzles	No/Standard at up to 60 bar, roof double contour controlled beam, sides fixed	Standard up to 80 bar with contour controlled roof and side beams for optimal three-dimensional contour hugging action
Brushes	optional PE or Carlite	optional PE or Carlite	-
High pressure	No/Standard at up to 60 bar and 6000 l/h	No/Standard at up to 60 bar and 9000 l/h	Standard at up to 80 bar and 12000 l/h
Underbody wash	Optional	Optional	Optional
Service control	Optional	Standard	Standard
Antifreeze system	Optional	Standard	Standard
Target groups			
	Car dealers Fleet owners Filling stations Hotels and supermarkets	Car dealers Car wash centres Filling stations	Car dealers Car wash centres

basic: Basic plant without high pressure

comfort: Basic plant with high pressure

CWP 2000 – the economic gantry wash

In choosing the CWP 2000 you make a decision in favour of expert engineering and high quality. The plant is built on the basis of a time-proven concept which is characterized by reliability and a minimum of maintenance. The quality of the materials and workmanship leaves nothing to be desired.

Optimal wash quality

An electronic control regulates the contact pressure of the side and roof brushes, ensuring optimum wash quality.

Excellent drying results

Four powerful fans and the contour-controlled blower beam guarantee superb drying results on the roof and sides.

Protected against corrosion

The solid steel frame is hot-galvanised and durably protected against corrosion by a special two-component paint finish

Simple construction

Pneumatic cylinders control the side and roof brushes as well as the roof dryer.



Technical data	
Washing height	mm
Washing width	mm
Plant height	mm
Plant width ¹⁾	mm
Freshwater supply	l/min
Power supply	~V/Hz
Vehicle throughput	veh/h

¹⁾ without side-spray-protection

CWP 2307 basic	CWP 2307 comfort
2,350	2,350
2,100	2,100
3,170	3,170
3,600	3,600
100 (4–6 bar)	100 (4–6 bar)
3/400/50	3/400/50
8–10	8–10

CWP 2309 basic	CWP 2309 comfort
2,800	2,800
2,100	2,100
3,470	3,470
3,600	3,600
100 (4–6 bar)	100 (4–6 bar)
3/400/50	3/400/50
8–10	8–10



Soft PE brushes

The synthetic fibres of the PE brushes clean thoroughly and effectively. Attractive colours provide optical freshness.



Powerful high-pressure prewash

The high-pressure produces real washing power at up to 60 bar. A paintwork-protecting program that is not always available in this price class.



Thorough wheel wash

Rounds off the washing service: The wheel wash does a thorough job.



Additional income with underbody wash

The underbody wash is a valuable option for extra turnover. It is also very effective in those areas that cannot be seen.



Splash guard

The good-looking, solid plastic splash panel helps suppress unwanted spray mist in the washing bay.



Simple program selection

The required program is easily selected using either the control panel or the wash card reader.

See page 5 for other features of the CWP 2000.

CWP 8000 – professional wash with high potential returns

Quality is the secret of the CWP 8000. It begins with selection of the materials and is reflected in meticulous workmanship, modern design, fully automatic program control with time-tested software and many refined technical features. They add up to the best prerequisites for a successful car washing business.

Free choice of programs


Customer-specific program design by providing maximum freedom in the choice of programs.

Protection against corrosion

The plant's switchgear cabinets are made of stainless steel. All steel components are galvanized and coated.

Optimal quality of wash

Contact pressure is adapted to suit the specific contours of the vehicle.



Technical data	
Washing height	mm
Washing width	mm
Plant height	mm
Plant width ¹⁾	mm
Freshwater supply	l/min
Power supply	~V/HZ
Vehicle throughput	veh/h

¹⁾ without side-spray-protection

CWP 8307 basic	CWP 8307 comfort	CWP 8308 comfort	CWP 8310 comfort
2,250	2,250	2,500	2,800
2,200	2,200	2,400	2,400
3,155	3,155	3,405	3,705
3,570	3,570	3,770	3,770
100 (4–6 bar)	100 (4–6 bar)	100 (4–6 bar)	100 (4–6 bar)
3/400/50	3/400/50	3/400/50	3/400/50
8–12	8–12	8–12	8–12

CWP 8307 Feather Touch	CWP 8307 Synergy
2,250	2,250
2,550	2,550
3,155	3,155
3,920	3,920
100 (4–6 bar)	100 (4–6 bar)
3/400/60	3/440/60
8–12	8–12



High-pressure prewash

Overlapping spray angles and a high-pressure of up to 60 bar simply sweep away loose dirt.



Contour-controlled nozzle beams

Two reversible, swivelling nozzle beams ensure an optimised impact angle and perfect results at the front and rear of the vehicle.



Centre overlap

The wrap-around action of both side brushes ensures streak-free cleanliness at the front and rear.



Optimal contact pressure

Electronic power measurement ensures that all three brushes of the CWP 8000 follow the contours of the vehicle and always maintain the ideal contact pressure.



Foam prewash

A foam prewash is recommended for heavily soiled vehicles. Dirt is dissolved and can then be rinsed away more easily.



Carlite strips

This brush material made of foamed plastics is recommended as an alternative to PE brushes. It produces a very gentle washing action that protects the paintwork.



Residue-free drying

Four powerful fans together with flow-optimised air ducting ensure excellent drying results.



Free choice of programs

Kärcher gives you a maximum freedom of choice in your programs. Select your specific programs from our wide range.

See page 5 for other features of the CWP 8000.

CHH 8000 – the touchless car wash

The CHH 8000 is the first car wash to be designed with maximum paintwork care in mind. It operates completely touch-free since it uses high-pressure nozzles. The CHH 8000 produces exceptional results thanks to its precision contour control system. This system keeps the high-pressure nozzles as close as necessary to the car and dries with the same precision. These are good points which you can use to convince customers who were previously wary about using an automatic car wash.



Optical detection system

This system is indispensable for contour-controlled washing and drying of vehicles of different shapes and sizes.

Optimum spraying distance


Precision contour control guarantees uniform, streak-free cleanliness.

Optimised, paintwork-protecting car wash

Using the cleaning power of high-pressure nozzles – all without brushes. Dirt is removed with Kärcher's power nozzles and excellent drying results achieved while guaranteeing the best possible paintwork care.

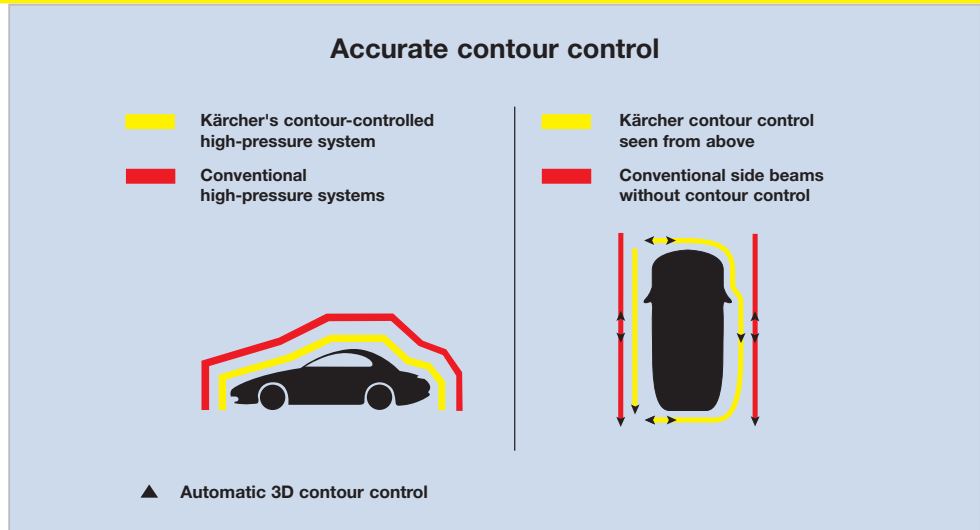


Technical data		CHH 8000 Optiwash	
Washing height	mm	2,100	2,100
Washing width	mm	2,200	2,200
Plant height	mm	3,550	3,550
Plant width	mm	4,100	4,100
Freshwater supply	l/min	120	120
Power supply	~V/Hz	3/400/50	3/440/60
Vehicle throughput	veh/h	6-10	6-10



Full force high pressure

Kärcher's highly efficient patented power nozzles and the washing process designed specifically for the CHH 8000 guarantee maximum paintwork protection.



Precision contour control

The electronic contour control ensures optimum nozzle clearances at all times to achieve

the most effective cleaning pressure from the top and sides.



Cleanliness in detail

High pressure at up to 80 bar combined with Kärcher power nozzles enable the CHH 8000 to produce superb results – even around the wheels and sills.



Spotless drying

The contour-controlled drying system is energy efficient and quiet in operation. In combination with the optional osmosis system for excellent drying results, it offers the ideal prerequisites for environmentally compatible operation and gleaming cars.



Optical detection system

Operational safety is ensured by a system of optical sensors and safety strips which detect door mirrors, trailer couplings or aerials, for example.



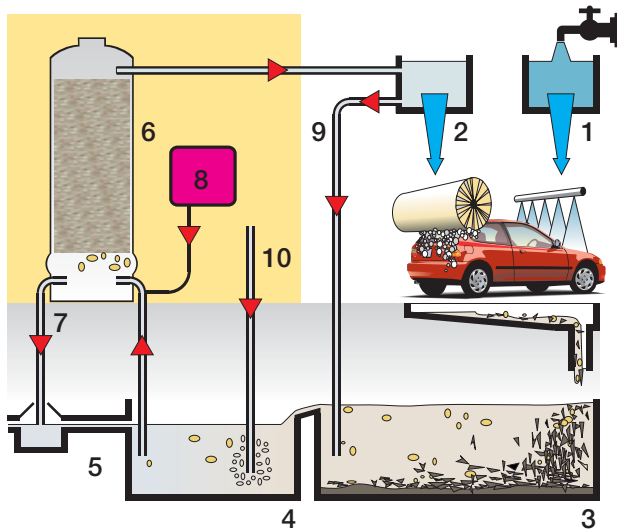
Open control system

With the CHH 8000 you are not tied to a particular wash sequence. You can set up the wash to exactly suit your local market and seasonal requirements.

See page 5 for other features of the CHH 8000.

Reclaiming washing water with the ARS and ARO sand filter systems

The ARS/ARO sand filter system is designed for recycling the washing water from vehicle washes in a semi-closed circuit. The washing water is treated and used again in all phases of the vehicle washing program. Fresh water is used only for clear rinsing and adding care products. The Kärcher sand filter systems avoid odour problems in the washing water.



- | | |
|-------------------------------|------------------------------|
| 1 Rinsing water | 6 Sand filter |
| 2 Washing water tank | 7 Back-wash line |
| 3 Settlement tanks | 8 Dosing germ-reducing agent |
| 4 Pump storage reservoir | 9 Circulating line |
| 5 Inspection pit or separator | 10 Aeration |

Benefits:

- Saves up to 80% of fresh water
- Effectively eliminates odours
- Minimum maintenance
- Fully automatic operation
- Simple installation
- Modular construction

Separation

Water from the vehicle wash is fed via settlement tanks into a pump storage reservoir. Excess water flows through an overflow into the drain, either directly or via a separator – depending on legal requirements. Alternatively, excess water can be routed directly from the washing water storage tank to the inspection pit or separator.

Reclamation circuit

Water is pumped out of the storage tank to a sand filter which retains suspended matter with a particle size larger than 20 µm. Water that has been treated in this way flows to a washing water tank and is then used for all phases of the vehicle wash. In the event of a low water level, fresh water is automatically added to the circuit.

Avoiding problems with odours

using the following independent systems:

- A germ-reducing agent and ozone are used in the ARS and ARO to avoid unpleasant odours.
- Constant circulation of the water in the recycling circuit prevents the formation of brackish water.
- Aeration of the waste water in the pump storage reservoir prevents anaerobic conditions.



Technical data	
Capacity	l/h
Power supply	~V/Hz
Rating	kW
Washing water tank	l

ARS 10000	ARS 25000	ARS 10000/UL
10,000	25,000	10,000
3/400/50	3/400/50	1/230/60
2.8	3.3	0.4
1,000	3,000	-

ARO 10000	ARO 25000
10,000	25,000
3/400/50	3/400/50
4.0	5.3
1,000	3,000

ARS = Water Recycling Sand Filter

ARO = Water Recycling Ozone

Kärcher cleaning agents not only give you the guarantee of excellent cleaning results, they also help you to noticeably reduce water pollution. They:

- are formulated specially for the requirements of gantry washes
- have a high active ingredient content
- are formulated for easy separation
- are up to 90% biodegradable



RM 807



RM 807 has been formulated specially as a pre-spray for use in the CHH 8000. It is suitable for use with hot or cold water and removes insects, traffic film, etc. In addition, it helps prevent corrosion on chrome and aluminium as well as the washing plant itself.

Application	Product	Order No.	Yield	pH value ¹⁾	Size of pack	Product description
Wheel cleaning	Wheel cleaner intensive RM 800 ASF	6.290-086 6.291-747	2.5 ml/wheel	1	25 l 200 kg	This highly concentrated cleaning agent removes all the usual dirt from wheels, such as brake dust, rubber residue from the tyres, and salt deposits from snow clearing. It is easily degradable in accordance with OECD directives and exceptionally environment-friendly as a result of its patented asf properties.
Prewash	Presprayer RM 803 ASF	6.294-454 6.294-455	20 ml/car	13	25 l 200 l	This alkaline prespraying agent removes the most stubborn dirt very effectively. It facilitates soaking and removal of dried-on grease and oil deposits as well as insects. Contains no phosphates and is easily degradable in accordance with OECD directives.
Prespraying touchless high-pressure wash	Intensive dirt RM 807 ASF	6.294-863 6.294-864	–	10	25 l 200 l	Cleaning concentrate with high dirt transportation properties for pretreating and removing stubborn dirt. Used in car and commercial vehicle washes. RM 807 ASF minimises the formation of unpleasant odours in water recycling systems.
Foam wash	Active foam RM 812 ASF	6.294-464 6.294-465	16 ml/car	8.5	25 l 200 l	Highly effective foam concentrate designed for foam production equipment in brush washes. Ideal for pretreating cars and commercial vehicles. Produces deep-acting, optically attractive foam.
Main wash	Brush wash RM 811 ASF	6.294-462 6.294-463	30 ml/car	8.5	25 l 200 l	Specially formulated washing agent that reduces brush sliding friction to protect the paintwork. Brushes therefore remain clean. Contains no phosphates and is easily degradable in accordance with OECD directives. Has patented asf properties.
Drying/Wax	Super pearl wax RM 824 ASF	6.294-470 6.294-471	20 ml/car	5.5	25 l 200 l	Drying, protection and care in a single product. Designed for vehicle washes, this liquid pearl wax quickly breaks down the water film and ensures very good drying characteristics, especially if hard water (> 7°dH), is used. A water-repellent protective film is produced at the same time. Contains no mineral oils or mineral hydrocarbons.
Drying/Care	Drying aid RM 829 ASF	6.294-473 6.294-474	15 ml/car	5	25 l 200 l	Rapidly breaks down water film and provides a water-repellent protective coating. Specially suitable as drying aid in vehicles washes. Free from mineral oils and mineral hydrocarbons. Also suitable for soft water (< 7°dH) and osmosis water.
Special products	Washing bay and tile cleaner RM 841 ASF	6.290-081 6.291-762	75 m ² /l	1	25 l 200 kg	Excellent for washing bays and tiles. This acid concentrate lastingly removes typical pollution such as lime, grease, deposits, soap residue and traces of rust. It has the patented asf properties, is easily degradable and contains no phosphates.
Water treatment	Germ reducer W RM 851	6.291-298	–	–	30 kg	Reliably deactivates odour-causing bacteria and thus prevents unpleasant smells and slime forming in the washing water circuit. Based on hydrogen peroxide and special biocides. It causes no additional water pollution.
Water treatment	Active chlorine RM 852	6.291-772	–	–	24 kg	Based on chlorine bleaching solution, counteracts the decomposition process, unpleasant smells and slime forming in the washing water circuit. Our recommendation: Follow the instructions on the label and adjust dosage to suit the level of contamination.

¹⁾in concentrate

Simply user-friendly: Card reader and payment systems

A high level of security, trouble-free wash operation and the efficiency of the system are the essential criteria when it comes to selecting payment and card systems. Kärcher supports different card and code systems with the appropriate readers.



CR 113 magnetic card reader

The favourably priced basic unit for magnetic cards.



CR 110 magnetic card reader

This universal device for wash cards and magnetic strips features a display which guides the user through the operation of the plant on a step by step basis.



PIN code system



Code output unit

With this unit you can issue coupons with different codes at the till.



CR 114 code terminal

A PIN code system which requires the user to entry a six-digit numerical code.

Card reader	Wash card/ Plant	Payment Method				CWP 2000	CWP 8000	CHH 8000
		Single wash card	Multiple wash card	Prepaid wash card	PIN code			
CR 110		●	●	●		●	●	
CR 113		●			●	●	●	
CR 114						●	●	

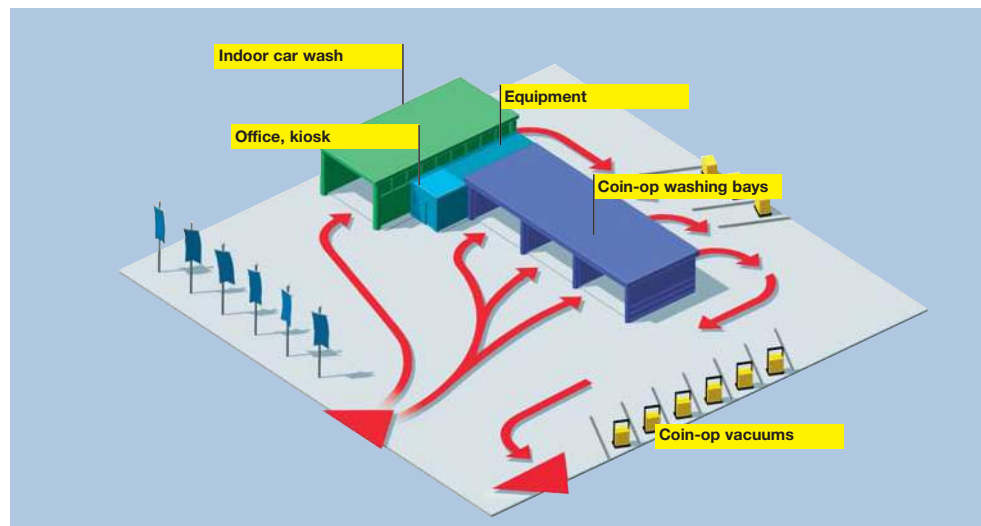
Well thought out: From planning to operator model

The future belongs to the car care centre which offers drivers a choice of different systems. Kärcher covers all areas of modern car cleaning: from a perfectly equipped coin-op washing bay to gantry washes and a complete line of coin-op vacuums.



In planning and implementing a car wash it is essential to take local conditions into account and observe certain success criteria at the same time. If required, Kärcher will support you with a comprehensive package of services:

- Profitability calculations
- Site assessments
- Optimising planning
- Technical design
- Project supervision
- Advertising support
- Operator counselling
- Sales advice
- Exchange of experience



The clean park franchise system

To those who want to utilise the strength of a well-known brand name while still remaining independent, Kärcher offers the clean park self-service system, a professional operator concept on a franchise basis. This organisation, which now numbers more than 300 franchise partners in Germany alone, offers you the following advantages:

- Entry into a time-proven vehicle care system
- An established brand name
- Well-known, attractive image
- Latest Kärcher know-how and technology
- Effective advertising support
- Technical servicing of your equipment
- Business counselling
- Exchange of experience within the clean park family
- Training your staff
- Technical seminar for the operator
- Franchise partner meetings



All models at a glance



	CWP 2307 basic	CWP 2307 comfort	CWP 2309 basic	CWP 2309 comfort	CWP 8307 basic	CWP 8307 comfort	CWP 8308 comfort	CWP 8310 comfort	CWP 8307 Feather Touch	CWP 8307 Synergy	CHH 8000 Optiwash 50 Hz	CHH 8000 Optiwash 60 Hz
Dimensions												
No. of brushes	3	3	3	3	3	3	3	3	3	3	-	-
Max. washing height	mm 2,350	2,350	2,800	2,800	2,250	2,250	2,500	2,800	2,250	2,250	2,100	2,100
Max. washing width	mm 2,100	2,100	2,100	2,100	2,200	2,200	2,400	2,400	2,550	2,550	2,200	2,200
Plant height	mm 3,170	3,170	3,470	3,470	3,155	3,155	3,405	3,705	3,155	3,155	3,550	3,550
Required clear building height	mm 3,270	3,270	3,570	3,570	3,255	3,255	3,505	3,805	3,255	3,255	5,000 ¹⁾	5,000 ²⁾
Plant width	mm 3,600	3,600	3,600	3,600	3,570	3,570	3,770	3,770	3,920	3,920	4,100	4,100
Required building width	mm 4,600	4,600	4,600	4,600	4,405	4,405	4,605	4,605	4,755	4,755	4,480	4,480
Plant width with side splash panel	mm 4,000	4,000	4,000	4,000	4,055	4,055	4,255	4,255	4,405	4,405	-	-
Required building width with side splash panel	mm 5,000	5,000	5,000	5,000	5,055	5,055	5,255	5,255	5,405	5,405	-	-
Travel rail length ¹⁾ , basic plant	mm 9,000	9,000	10,000	10,000	9,000	9,000	9,000	9,000	9,000	9,000	10,360	10,360
Required clear building length for basic plant ²⁾	mm 9,800	9,800	10,800	10,800	9,670	9,670	9,670	9,670	9,670	9,670	11,460	11,460
Distance between travel rails / track	mm 3,000	3,000	3,000	3,000	2,800	2,800	3,000	3,000	3,150	3,150	3,540	3,540
Technical data												
Washing programs	4	4	4	4	15 ³⁾	15 ³⁾	15 ³⁾	15 ³⁾	15 ³⁾	15 ³⁾	10 ³⁾	10 ³⁾
Vehicle throughput ⁴⁾	vehicles/hour 8-10	8-10	8-10	8-10	8-12	8-12	8-12	8-12	8-12	8-12	6-10	6-10
Required freshwater supply	l/min 100	100	100	100	100	100	100	100	100	100	120	120
Required flow pressure	bar 4-6	4-6	4-6	4-6	4-6	4-6	4-6	4-6	4-6	4-6	4-6	4-6
Water connection	1 1/2"	1 1/2"	1 1/2"	1 1/2"	1 1/2"	1 1/2"	1 1/2"	1 1/2"	1 1/2"	1 1/2"	1 1/2"	1 1/2"
Power supply, basic plant	V 3x400	3x400	3x400	3x400	3x400	3x400	3x400	3x400	3x400	3x440	3x400	3x440
Frequency	Hz 50	50	50	50	50	50	50	50	60	60	50	60
Connected load, basic plant	kW 16	16	20	20	16	20	30	30	16	38	41	38
Detergent metering pump, basic plant	No. 2	2	2	2	2	2	2	2	2	2	2	2
Required compressed air supply, basic plant	l/min 300	300	300	300	300	300	300	300	300	300	500	500
Required compressed air pressure	bar 6-8	6-8	6-8	6-8	6-8	6-8	6-8	6-8	6-8	6-8	6-8	6-8
Required compressed air connection	1/2"	1/2"	1/2"	1/2"	1/2"	1/2"	1/2"	1/2"	1/2"	1/2"	1/2"	1/2"

¹⁾ Travel rail extensions available
²⁾ with building ventilation 4300 mm
³⁾ can be modified
⁴⁾ depending on vehicle length and washing program

Please contact us for more information:

Head Office Germany
 Alfred Kärcher GmbH & Co. KG
 Alfred-Kärcher-Str. 28 – 40
 71364 Winnenden
 Tel. +49-7195-14-0
 Fax +49-7195-14-2212
 www.kaercher.com

United Kingdom
 Kärcher (UK) Ltd
 Beaumont Road
 Banbury
 Oxon OX16 1TB
 Tel. +44-1295-752-100
 Fax +44-1295-752-103
 www.karcher.co.uk

Regional Head Office Asia-Pacific
 Kärcher Asia-Pacific Pte Ltd
 5 Toh Guan Road East,
 #01-00 Freight Links
 Express Distripark,
 Singapore 608831
 Tel no.: 65-68971811
 Fax no.: 65-68971611
 www.karcher.com.sg

Australia
 Kärcher Pty. Ltd.
 40 Koornang Road
 Scoresby VIC 3179
 Victoria
 Tel. +61-3-9765-2300
 Fax +61-3-9765-2399
 www.karcher.com.au

South Africa
 Kärcher (Pty) Ltd
 144 Kuschke Street
 Meadowdale 1614
 P.O. Box 118 18
 Vorna Valley 1686
 Tel. +27-11-574-5360
 Fax +27-11-454-4682

Ireland
 Kärcher Ltd (Ireland)
 12 Willow Business Park
 Nangor Road
 Dublin 12
 Tel. +353-1-409-7777
 Fax +353-1-409-7775

Hong Kong
 Kärcher Limited
 Unit 10, 17/F, APEC Plaza
 49 Hoi Yuen Rd.,
 Kwun Tong, KLN
 Tel. +852-2-357-5863
 Fax +852-2-357-5632
 www.karcher.com.hk

New Zealand
 Kärcher Limited
 East Tamaki
 Auckland
 Tel. +64-9-274-4603
 Fax +64-9-274-5609
 www.karcher.co.nz

United Arab Emirates
 Kärcher FZE
 RA 8, XB 1
 P.O. Box 17416
 Jebel Ali Free Zone
 Dubai
 Tel. +971-4-8836-776
 Fax +971-4-8836-656
 www.kaercher.com